



COUNTRY FACTSHEET: ITALY 2016

EUROPEAN MIGRATION NETWORK

1. Introduction

This EMN Country Factsheet provides a factual overview of the main policy developments in migration and international protection in Italy during 2016, including the latest statistics.

2. International Protection including Asylum

In 2016 Italy introduced some policy measures regarding in the area of international protection and asylum, for example:

On the 8th of November, a **draft law on a 'New Migration Management System'** was assigned to the relevant parliamentary commission. The draft establishes that those fleeing a dangerous situation (either war or turmoil) may apply for asylum directly at the nearest Immigration Office. Such offices are foreseen to be set up in countries of origin (COI).

Circular 168/2016 reiterated that applying for asylum is an individual right enjoyable at any time and highlights the role of the authorities in providing proper and timely information in support of applications.

Draft legislation concerning the obligation for irregular migrants applying for asylum to declare to border guards the totality of their currency and to deliver anything in excess of 1,000 euro was assigned to the commission on Constitutional Affairs on the 3rd of February.

In May 2016, an ad-hoc parliamentary commission produced an assessment concerning the efficiency and quality of the national asylum system.

Regarding resettlement and relocation activities, in 2016 **2,635 persons have been relocated from Italy** to other Member State.

As part of Italy's resettlement efforts, in 2016 **537 people have been effectively resettled**, including

394 Syrian refugees from Lebanon; 7 Syrian refugees and 6 Iraqis refugees from Jordan; 82 Syrian refugees and 1 Iraqi refugee (married to a Syrian refugee) from Turkey (following EU-Turkey agreement and the introduction of the 1:1 scheme); 47 Eritrean refugees and 1 Ethiopian from Sudan.

In 2016, EASO supported Italy in setting up and implementing the "hotspot approach" as well as the implementation of [Decision 2015/1523](#) and [2015/1601](#) on the relocation of persons in clear need of international protection within the European Union.

3. Unaccompanied Minors and other Vulnerable Groups

In 2016 there **were 2,039 available places for the reception of unaccompanied Minors (UAMs)** in the Protection System for Asylum Seekers and Refugees (SPRAR).

On policy developments, [Draft Law C. 1658-A](#), was being scrutinized by the Upper House, and intends to modify the present legislation concerning UAMs, enhancing the protection of this group.

In 2016, in order to provide clear information and to harmonise the national reception system for UAMs, the Ministry of the Interior – in cooperation with Regional and Local Authorities - drafted **guidelines** aimed at aligning the actions and business practices for the evaluation of the interests of the child in the first level of reception and a **'UAM Personal Folder'**, a practical tool for information gathering and internal oversight.

On 20th April 2016, a proposed **amendment to Law Decree 30th December 1989 n. 416¹**, concerning the determination of asylum seekers and the recognition of the equal rights of women victims of violence, was assigned to the committee on constitutional affairs. The proposal intends **to fill the existing gap regarding the lack of reference to women who have suffered violence**. The

¹ Converted with amendments by Law 28 February 1990 n. 39.

Ministry of Education's Decree n.663 would provide one million euro for projects aimed at facilitating the welcoming as well as the language support of UAMs for academic year 2016/17.

4. Legal Migration and Mobility

4.1. ECONOMIC MIGRATION

The '**2016 Immigrant quota decree**'² established the following maximum quotas of new arrivals in 2016: 17,850 persons for subordinate non seasonal work and for autonomous work; 13,000 units for seasonal and subordinate work. On the other hand, the quota for entrepreneurs and other autonomous workers was of 2,400 units.

In an attempt to boost Italy's attractiveness, Ministerial Circular of July the 27th reduced the administrative burden related to the entry of highly qualified workers (Blue Card) and Intra-Company Transfers (ICTs).

In addition, the Ministerial Circular of the 29th of January has added specific guidelines and tools for third-country nationals wishing to establish a start-up within the "Italia Startup Visa" programme.

Italy also reported on several policy measures introduced in 2016, for example: **Law 122/2016** provided for the issuing of an autonomous **residence permit for foreign children, valid until they turn 18**. Depending on their parents permit, this can be issued for family reunification or as an EU residence permit for long-term residents.

Three new measures concerning the field of economic migration were also issued, these included:

Decree n. 203/2016 facilitates the employment of migrant seasonal workers, providing:

- ★ A long term permit will be issued the same typology of work has been undertaken at least once over the past five years.
- ★ Employers are required to demonstrate the effective availability of accommodation and to declare the conditions of the rent which may not amount to more than 1/3 of the wage.
- ★ Foreign seasonal workers may only be employed in the 'agricultural' and 'hospitality' sectors.

Decree n. 253/2016 amends the Consolidated Act on Immigration³ and implements [Directive 2014/66/EC](#) on the conditions of entry and residence of third-country nationals in the framework of an ICT, providing as follows:

- ★ Both residence and work permits may be issued for a maximum of three years for managers and specialists, and up to one year for trainees.

- ★ Upon expiry of the maximum ICT permit validity period, a new application can be made once three months have passed.
- ★ Family members of ICT permit holders qualify for a family permit even if the assignment is for less than one year.

Law n. 199/2016 focuses on illegal work, the exploitation of labour in agriculture and wage realignment in the agricultural sector and aims to fight the crime of 'illegal hiring', providing for the following:

- ★ 'Illegal hiring' has been rephrased to include employers among those potentially liable.
- ★ Violence is no longer a necessary element for the crime to exist, it is sufficient that workers are recruited, that they live in poor conditions and that they are exploited.
- ★ An "indicator of exploitation" was introduced. This is a list of elements that indicate the presence of exploitation, such as very low wages, a violation of working time, of vacations and/or of safety measures.

Regarding measures to tackle illegal employment and as part of the Government's efforts to fight the labour exploitation of third-country nationals, an agreement entitled "**Care, Legality and exit from the Ghetto**" was signed on the 27th of May, between the Interior, Labour and Agriculture Ministries. It aims to strengthen the network of actors involved in the inspection and prevention activities and to provide medical care, information and guidance, legal protection, transportation and language training.

On other issues, **Law n. 45/21 March 2016 has established the 3rd of October** - in commemoration of the shipwreck that took place in front of the coast of Lampedusa on that same date in 2013, resulting in the death of 368 persons – as the '**National Day of the memory of the victims of immigration**'.

4.2. FAMILY REUNIFICATION

The Ministry of Labour launched a call for proposals financed by the "[Asylum, Integration and Migration Fund \(AMIF\)](#)" for a total of three million euro for the provision of training to Third Country Nationals in the process of entering in Italy for family reunification. The services to be provided will be: guidance and civics and language training. Projects will focus on AMIF Specific Objective (SO) 2 'Integration/Legal Migration' and National Objective (NO) 1 'Legal Migration' as established in the National Programme.

² Decreto flussi 2016 - D.P.C.M. 14th December 2015

³ Legislative Decree 286/1998

4.3. MANAGING MIGRATION AND MOBILITY⁴

As of February 2016, **all Schengen visas are biometric.**

5. Integration

In 2016, Italy implemented a number of measures to facilitate the integration of third-country nationals, for example: In February, **Law n.12/20** on 'Measures to promote social integration of foreign children residing in Italy through admission in sport federations' entered into force, allowing legal residents to register for sports clubs regardless of their nationality. A **National Plan for the integration of asylum seekers and refugees was also drafted in 2016.** The Plan was expected to be published by June 2017.

On 14th April, an ordinance of the **Court of Bergamo – Labour Division recognised the right to the so-called “baby bonus”⁵** to third-country national women, lacking a long-term residence permit. According to the Court, a decision to the contrary would have amounted to unequal treatment. Another financial incentive was extended to third-country nationals in 2016 - the “bonus cultura”⁶. **Legislative Decree n. 42/2016** extended such right to third-country nationals regularly living in Italy and fulfilling the generally applicable eligibility requirements.

The **Italian Law on the Third Sector (Non-Profit Voluntary Sector)** was reformed in 2016. The reform explicitly grants third-country nationals, aged between 18 and 28 and regularly residing in Italy, the possibility to access the national civil service.

On 3rd October, the Italian Ministry of Education issued the **2016-2019 “Plan for the Training of Teachers”** which includes “integration, citizenship skills and global citizenship” among its nine thematic priorities.

6. External Dimension of EU Migration Policy

The 2017 Budget Law (L. 232/2016) will introduce a number of changes with regard to migration, with the aim of supporting cooperation dialogue with transit African countries, the Law establishes a Fund for Africa of 200 million euros for 2017.

The Memorandum of Understanding ‘**Fight Against Crime, Management of Borders, Migration Flows and Return**’ was signed between Italy and Sudan in 2016, to provide mutual support and to exchange staff and good practices in the field of migration and border security. In 2016, Italy also **deployed two new National Liaison Officers (NLOs)** to Turkey and to Tunisia, in addition to those already present in Egypt and Poland.

⁴ “Managing migration and mobility” refers to the following themes: visa policy, Schengen governance and border monitoring.

7. Irregular Migration and Return

7.1. THE FIGHT AGAINST FACILITATION OF IRREGULAR MIGRATION

In December, **the Seahorse Mediterranean network was set up in the Italian National Coordination Centre.** Seahorse serves as an implementation case of the Migration Routes Initiative, an approach toward migration management emphasising interregional cooperation between designated origin-transit-destination countries. On 1st February, **Italy and Nigeria signed a Joint statement on training matters,** providing for a wide range of training courses for the Nigerian police. A first course on border management was held in October.

7.2. RETURN OF IRREGULAR MIGRANTS

In 2016, **12,406 irregular migrants** were forcibly returned from Italy.

8. Actions against Trafficking in Human Beings

On 26th February, Italy adopted its **first National Action Plan against the trafficking and exploitation of human beings.** The Plan is implemented through projects carried out at regional level to ensure the implementation of measures aimed at providing awareness raising, social prevention, lodging, health and social integration. All activities will be based on the respect for human rights and principle of non-discrimination. In light of the complexity and multi-sectoral nature of the interventions, through the **Decree of the 2nd of August,** dedicated quarters were established to ensure efficient political and institutional coordination and a multidisciplinary and integrated approach including both institutional and non-institutional stakeholders. The **Decree of the 16th of May 2016** defined the **Regulation on the unique Plan for emergency, assistance and social inclusion.** This measure combines in one programme all the actions foreseen under previous legislation providing appropriate housing conditions, food and health care for the victims of trafficking and exploitation.

In 2016, Italy also prepared an **agreement to be signed with Libya,** to combat Trafficking in Human Beings (THB) and to strengthen border security. .

STATISTICAL ANNEX

The Statistical Annex provides an overview of the latest available statistics for Italy on aspects of migration and asylum (2013-2016), including residence, asylum, unaccompanied minors, irregular migration, return and visas. Where statistics are not yet available, this is indicated in the Annex as “N/A”.

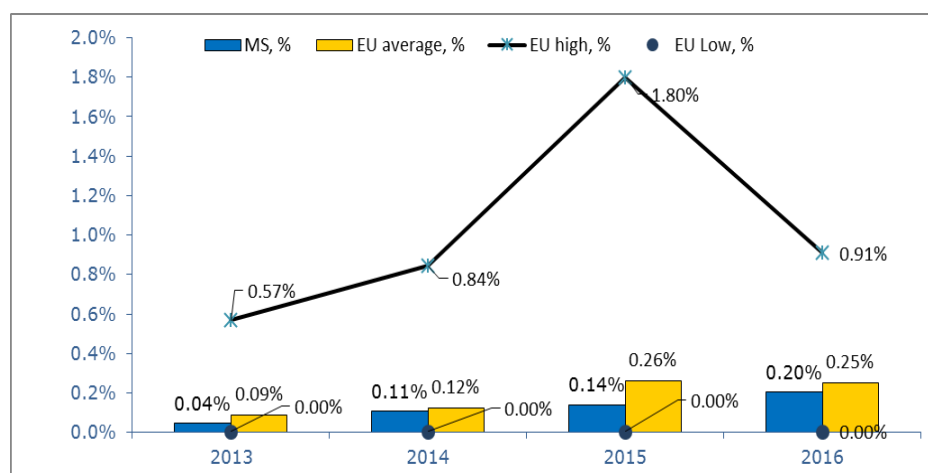
⁵ A state-funded financial incentive in the form of income support for parents.

⁶ A financial incentive for culture-related activities.

Statistical Annex: Migration and Asylum in Italy (2013-2016)

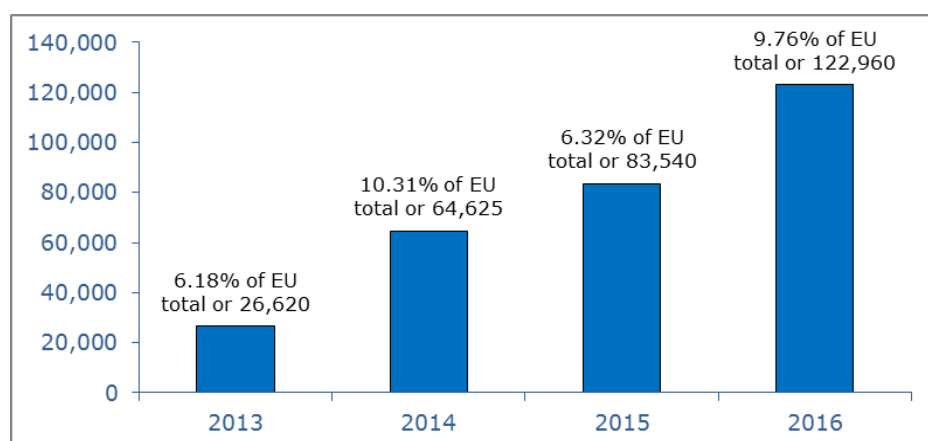
1. INTERNATIONAL PROTECTION AND ASYLUM

Figure 1: Asylum applications as a share of the total population in Italy, EU average and EU high and low (2013-2016)



Source: Eurostat migration statistics ([migr_asyappctza](#))⁷, data extracted 03/08/2017

Figure 2: Number of asylum applications and as a share of the total number of applications in the EU (2013-2016)



Source: Eurostat migration statistics ([migr_asyappctza](#)), data extracted 03/08/2017

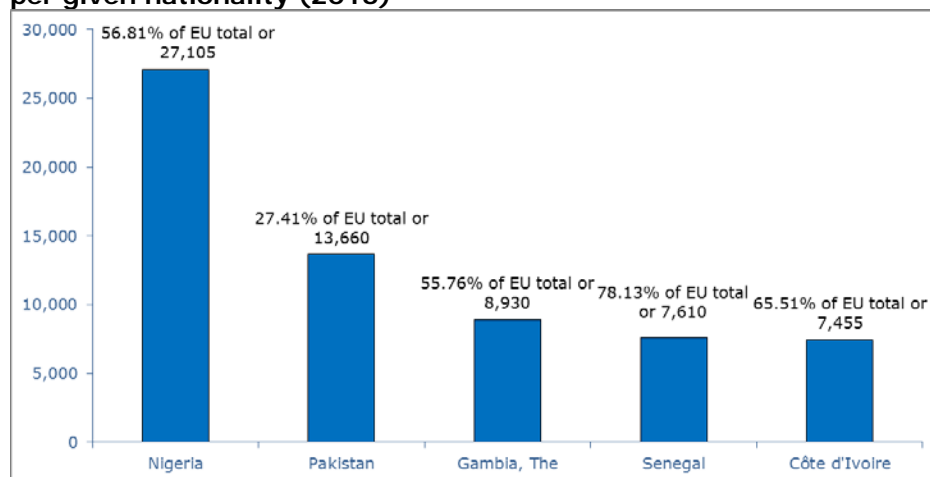
Table 1: Asylum applications: Top five third-country nationalities (2013–2016)

| 2013 | | | 2014 | | | 2015 | | | 2016 | | |
|-------------|-------|------------|-------------|--------|------------|-------------|--------|------------|---------------|--------|------------|
| Nationality | No. | % of total | Nationality | No. | % of total | Nationality | No. | % of total | Nationality | No. | % of total |
| Nigeria | 3,520 | 13% | Nigeria | 10,135 | 16% | Nigeria | 18,190 | 22% | Nigeria | 27,105 | 22% |
| Pakistan | 3,230 | 12% | Mali | 9,790 | 15% | Pakistan | 10,390 | 12% | Pakistan | 13,660 | 11% |
| Somalia | 2,775 | 10% | Gambia | 8,575 | 13% | Gambia, The | 8,045 | 10% | Gambia, The | 8,930 | 7% |
| Eritrea | 2,110 | 8% | Pakistan | 7,150 | 11% | Senegal | 6,395 | 8% | Senegal | 7,610 | 6% |
| Afghanistan | 2,055 | 8% | Senegal | 4,675 | 7% | Bangladesh | 6,045 | 7% | Côte d'Ivoire | 7,455 | 6% |

Source: Eurostat migration statistics ([migr_asyappctza](#)), data extracted 03/08/2017

⁷ Figures regarding the total population were extracted from Eurostat ([demo_gind](#))

Figure 3: Asylum applications: Top five third-country nationalities as a share of EU total per given nationality (2016)



Source: Eurostat migration statistics ([migr_asyappctza](#)), data extracted 03/08/2017

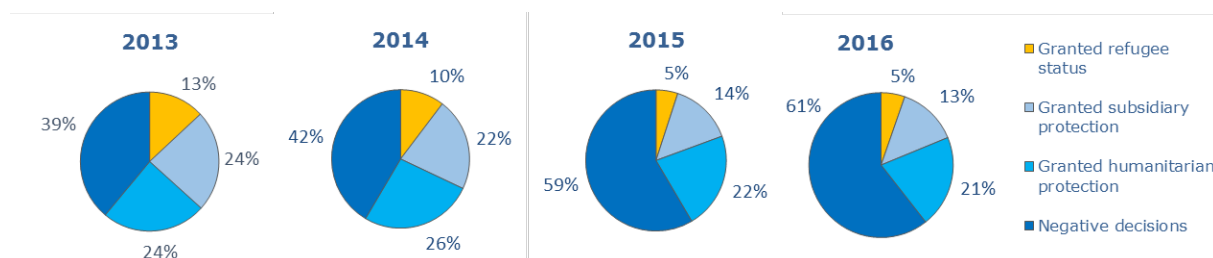
Note: the figure reads as: Italy received 27,105 asylum applications from Nigeria or 56.81% of all asylum applications launched by Afghanistan in EU in 2016.

Table 2: Asylum applications - First instance decisions by outcome (2013-2016)

| Year | Total decisions | Positive decisions | Of which: | | Humanitarian reasons | Negative decisions |
|------|-----------------|--------------------|----------------|-----------------------|----------------------|--------------------|
| | | | Refugee status | Subsidiary protection | | |
| 2013 | 23,565 | 14,390 | 3,080 | 5,565 | 5,750 | 9,175 |
| 2014 | 35,180 | 20,580 | 3,640 | 7,625 | 9,315 | 14,600 |
| 2015 | 71,345 | 29,615 | 3,575 | 10,270 | 15,770 | 41,730 |
| 2016 | 89,875 | 35,405 | 4,800 | 12,090 | 18,515 | 54,470 |

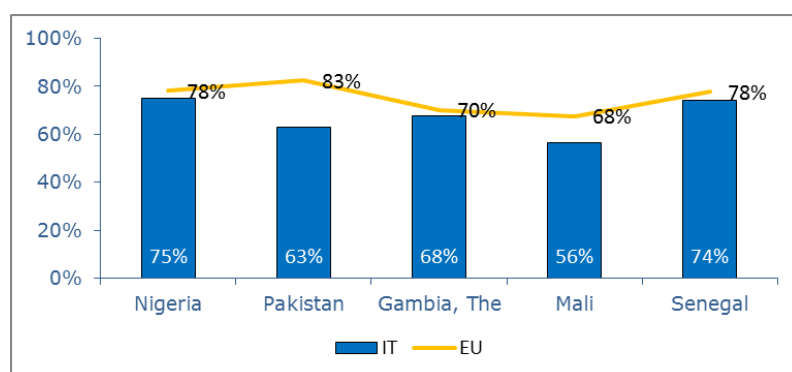
Source: Eurostat migration statistics ([migr_asydcfsta](#)), data extracted 03/08/2017

Figures 4-7: Asylum applications - First instance decisions by outcome (2013-2016)



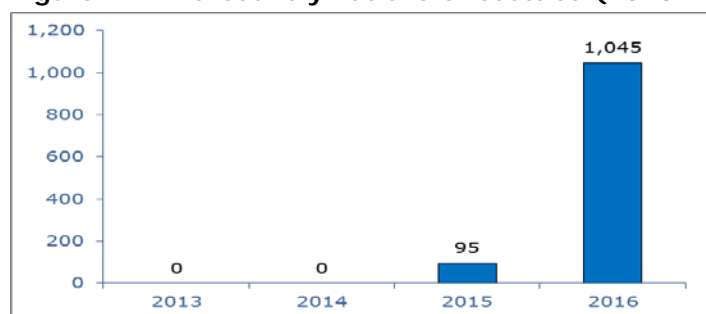
Source: Eurostat migration statistics ([migr_asydcfsta](#)), data extracted 03/08/2017

Figure 8: Negative decision rate for the top five nationalities of applicants at the first instance in comparison with EU for the same given nationality (2016)



Source: Eurostat migration statistics ([migr_asydcfsta](#)), data extracted 03/08/2017

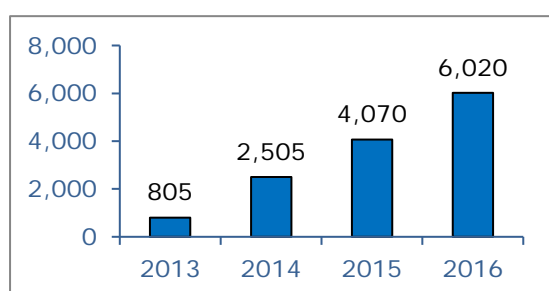
Figure 9: Third-country nationals resettled (2013-2016)



Source: Eurostat migration statistics ([migr_asyresa](#)), data extracted 09/05/2017

2. UNACCOMPANIED MINORS

Figure 10: Unaccompanied minors applying for asylum (2013-2016) **Table 3: Unaccompanied minors (2013-2016)**

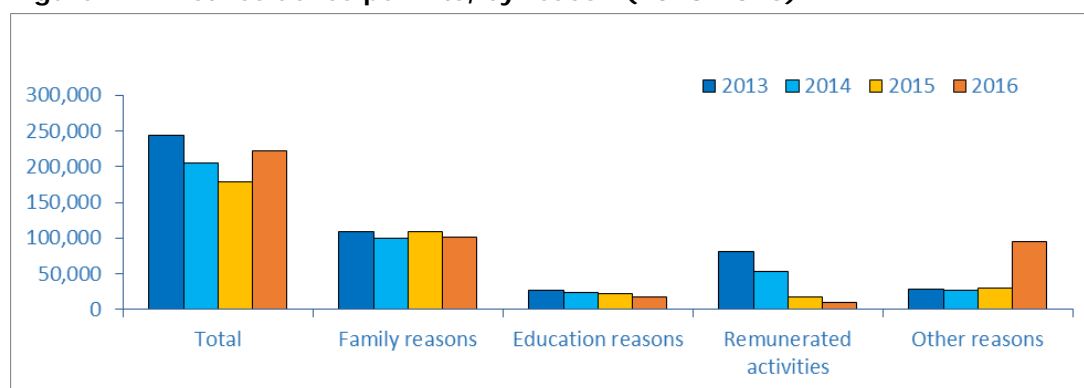


| | 2013 | 2014 | 2015 | 2016 |
|---------------------------------------|------|-------|--------|-------|
| Unaccompanied minors (total) | N/A | N/A | 15,991 | N/A |
| Unaccompanied minor asylum applicants | 805 | 2,505 | 4,070 | 6,020 |

Source: Eurostat Asylum applicants considered to be unaccompanied minors by citizenship, age and sex Annual data (rounded) ([migr_asyunaa](#)), data extracted 17/04/2017; EMN NCPs

3. LEGAL MIGRATION AND MOBILITY

Figure 11: First residence permits, by reason (2013-2016)



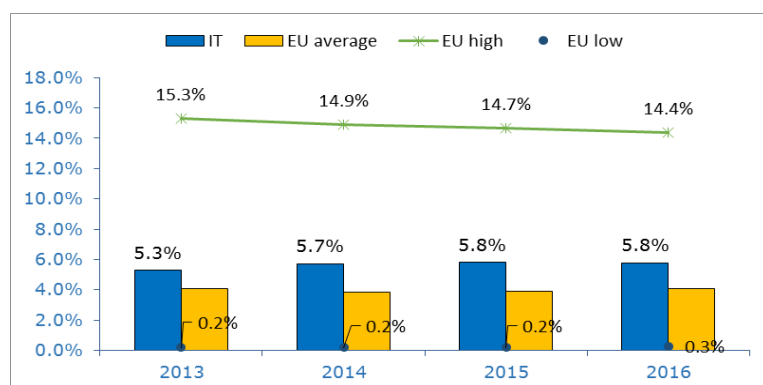
Source: Eurostat ([migr_resfirst](#)), data extracted 04/08/2017; EMN NCPs

Table 4: First residence permits: Top five third-country nationalities (2013–2016)

| 2013 | | 2014 | | 2015 | | 2016 | |
|-------------------------|--------|-------------------------|--------|-------------------------|--------|-------------------------|--------|
| Nationality | Number | Nationality | Number | Nationality | Number | Nationality | Number |
| Morocco | 25,165 | Morocco | 19,759 | Morocco | 16,948 | Nigeria | 20,562 |
| China (incl. Hong Kong) | 19,967 | China (incl. Hong Kong) | 16,971 | Albania | 16,477 | Morocco | 17,257 |
| Albania | 15,890 | Albania | 14,591 | China (incl. Hong Kong) | 14,722 | Albania | 17,167 |
| India | 15,389 | India | 13,004 | India | 11,585 | Pakistan | 14,959 |
| Ukraine | 13,996 | Bangladesh | 11,785 | United States | 8,714 | China (incl. Hong Kong) | 11,964 |

Source: Eurostat migration statistics ([migr_resfirst](#)), data extracted 03/08/2017

Figure 12: Resident population of third-country nationals as a share of total population in Italy, EU average, EU high and low (2013-2016)



Source: Eurostat migration statistics ([migr_pop1ctz](#)), data extracted 17/04/2017

4. IRREGULAR MIGRATION AND RETURN

Table 5: Number of third-country nationals refused entry at external borders (2013–2016)

| Third country nationals: | 2013 | 2014 | 2015 | 2016 |
|--------------------------------------|--------|--------|--------|--------|
| Refused entry at external borders | 7,370 | 7,005 | 7,425 | 9,715 |
| Found to be illegally present | 23,945 | 25,300 | 27,305 | 32,365 |
| Ordered to leave | 23,945 | 25,300 | 27,305 | 32,365 |
| Returned following an order to leave | 5,860 | 5,310 | 4,670 | 5,715 |

Source: Eurostat migration statistics ([migr_eirfs](#)), ([migr_eipre](#)), ([migr_eiord](#)), ([migr_eirtn](#)) data extracted 17/04/2017

Table 6: Third-country nationals returned (2013-2016)

| Year | Returned as part of forced return measures | Returned voluntarily | Returned through an Assisted Voluntary Return Programme |
|------|--|----------------------|---|
| 2013 | 5,943 | 418 (provisional) | 874 |
| 2014 | N/A | N/A | N/A |
| 2015 | N/A | N/A | N/A |
| 2016 | N/A | N/A | N/A |

Source: EMN NCPs

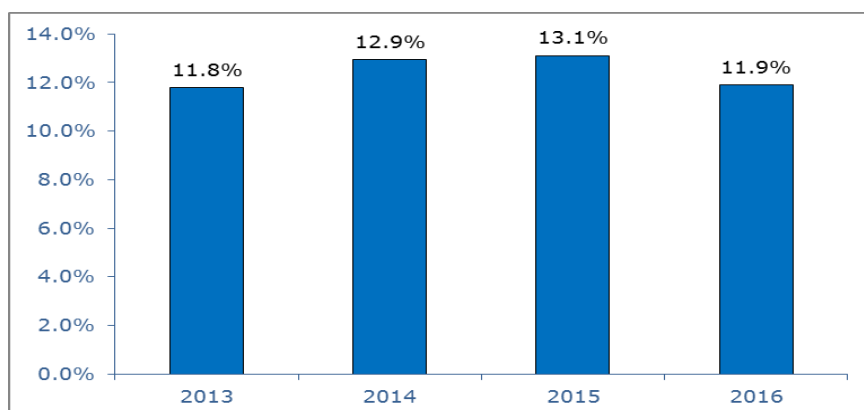
5. SECURING EUROPE'S EXTERNAL BORDERS

Table 7: Number of Schengen visas applications (2013–2016)

| | 2013 | 2014 | 2015 | 2016 |
|----------------------------------|-----------|-----------|-----------|-----------|
| Uniform visas (short-stay visas) | 2,036,829 | 2,164,545 | 2,023,343 | 1,806,938 |

Source: DG Migration and Home – Complete statistics on short-stay visas issued by the Schengen States

Figure 13: Uniform visa applications received in MS as a share of the total number of uniform visa applications in all Schengen states consulates (2013-2016)



Source: DG Migration and Home affairs – Complete statistics on short-stay visas issued by the Schengen States

Table 8: Top five countries in which the highest number of visa applications for MS was lodged (2013-2016)

| 2013 | | 2014 | | 2015 | | 2016 | |
|----------------|---------|---------------------|---------|----------------|---------|----------------|-----------|
| Countries | Number | Countries | Number | Countries | Number | Countries | Number |
| Russia | 775,469 | Russia | 832,146 | Ukraine | 118,045 | Russia | 1,281,805 |
| China | 339,106 | China | 386,669 | Russia | 53,719 | China | 854,526 |
| Turkey | 139,071 | Turkey | 149,167 | China | 23,487 | Turkey | 412,395 |
| India | 73,480 | India | 79,969 | Turkey | 22,155 | India | 194,287 |
| Ukraine | 63,609 | Saudi Arabia | 70,630 | Belarus | 14,526 | Ukraine | 63,824 |

Source: DG Migration and Home affairs